



TOURISM RESEARCH INSTITUTE



# INTERNATIONAL TOURISM PERFORMANCE REPORT

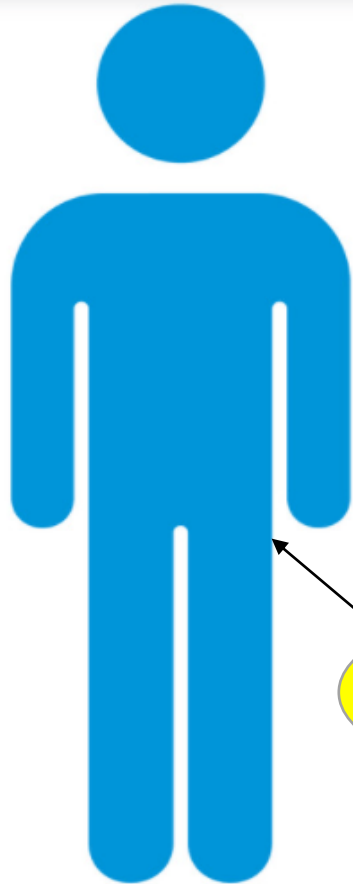
JANUARY TO JUNE 2021

[www.tri.go.ke](http://www.tri.go.ke)




This performance report focuses on the number of international arrivals by points of entry, purposes of visit, nationalities and gender from January to June 2021.

# TOTAL ARRIVALS













209,632























96,003

TOTAL=305,635

# Top 30 Source Markets

	USA	UG	TZ	CHN	UK	IND	RWA	SOM	NIG	ETH
										
MALE	28,016	25,454	23,099	16,292	10,463	10,151	7,501	4,611	6,514	4,858
FEMALE	21,162	5,964	8,192	1,777	5,801	3,799	2,299	4,583	1,743	2,626
TOTAL	49,178	31,418	31,291	18,069	16,264	13,950	9,800	9,194	8,267	7,484

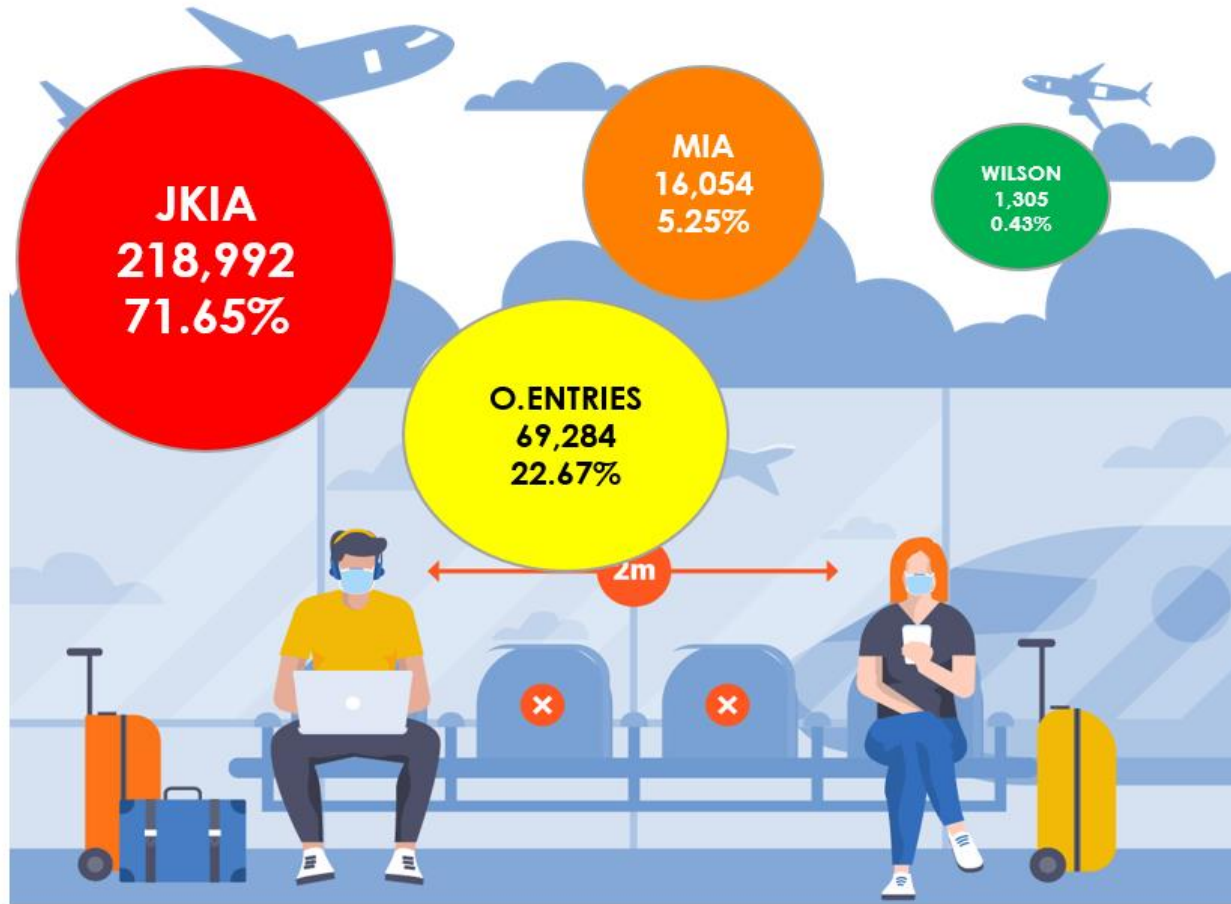
	USSD	DEUT	ZAF	EGY	BDI	FRA	COD	CAN	NLD	ITA
										
	3,960	4,121	4,621	4,981	3,732	2,942	3,158	2,386	2,415	2,299
	3,402	2,785	2,178	515	1,103	1,831	1,206	1,735	1,275	1,299
	7,362	6,906	6,799	5,496	4,835	4,773	4,354	4,121	3,690	3,598

	POL	SWE	PAK	RUS	GHA	SWIZ	ZWE	UKR	NOR	BEL
										
	1,799	1,944	2,700	1,151	1,445	1,115	1,199	958	1,027	993
	1,764	1,413	637	1,257	723	850	729	814	646	537
	3,563	3,357	3,337	2,408	2,168	1,965	1,928	1,772	1,673	1,530

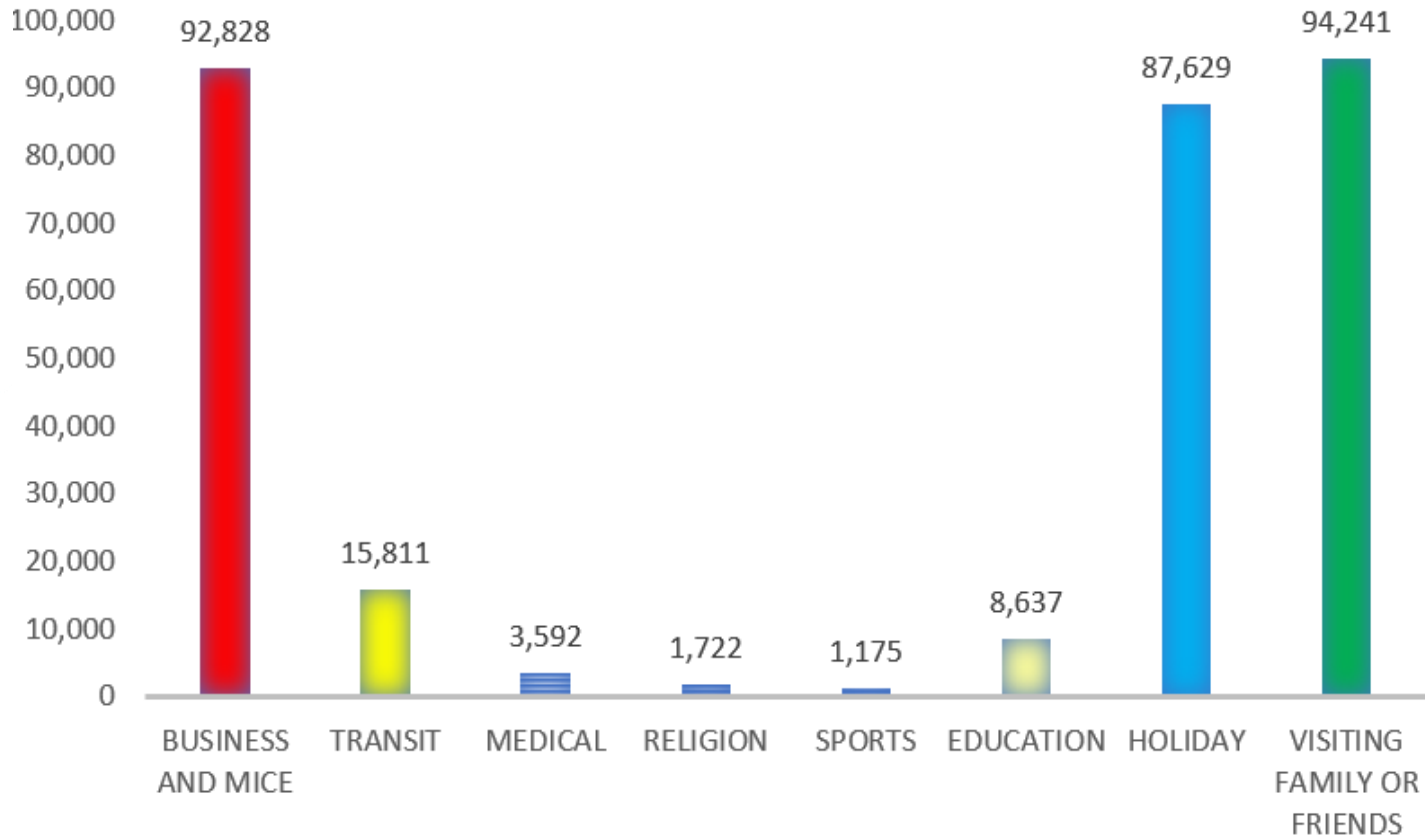
OTHERS

MALE	23,737
FEMALE	11,358
TOTAL	35,095

# Arrivals by Points Of Entry



# Arrivals by Purpose of Visit



TOURISM RESEARCH INSTITUTE



[www.tri.go.ke](http://www.tri.go.ke)

# Monthly Breakdown

